

Be open.



Kahook Dual Blade®

Perform without limits.



NEW WORLD
MEDICAL

Be Open to Precision

The Kahook Dual Blade's unique design enables safe and precise excision of diseased trabecular meshwork (TM) to access multiple collector channels.



The Kahook Dual Blade®

Disposable, single-use

- Pointed tip easily pierces the TM
- Ramp elevates and stretches TM
- Dual blades make parallel incisions for removal of TM
- Foot plate designed to prevent damage to anterior wall of canal and facilitates smooth motion




Sharp Tip:
Easily penetrates the TM



Ramp:
Lifts and stretches TM



Foot Plate:
Designed to settle on anterior wall of Schlemm's canal



Dual Blades:
Create parallel incisions in the TM

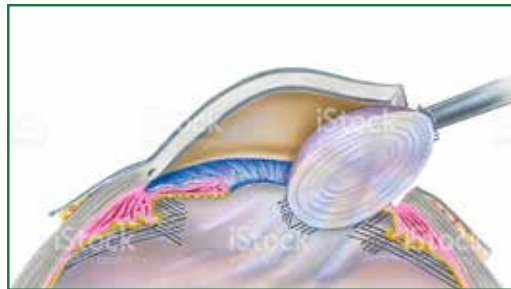
Be Open to More Possibilities

The Kahook Dual Blade (KDB) allows you to perform goniotomy in a broad range of ophthalmic procedures.



KDB's unique design allows you to perform a goniotomy:

- During cataract surgery
- As a stand-alone procedure



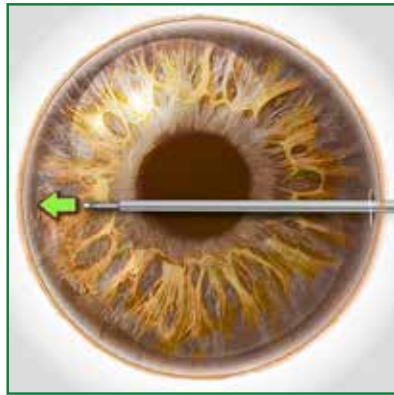
During Cataract Surgery




As a stand-alone procedure

Be Open to an Intuitive Option

The Kahook Dual Blade enables you to perform a goniotomy in a precise, intuitive procedure.



Introduce the blade through a clear corneal incision.



Using a gonioprism, engage the TM with the pointed tip piercing through the TM and into the canal of Schlemm.



Advance the blade in the planned treated region.



Rotate the blade 180°, engage the TM, and advance the blade to meet the initial incision.



Remove the detached TM.

Be Open to Greater Peace of Mind

The Kahook Dual Blade gives you peace of mind by allowing you to perform a goniotomy in a cost-effective way with an established and proven CPT code.

PROCEDURE	CODE	DESCRIPTION
Goniotomy	65820	Ophthalmic surgical procedure to incise and partially remove trabecular meshwork to create an opening into Schlemm's canal by way of the anterior chamber angle. It is performed under indirect visualization using a gonioscope.



Be Open to the Kahook Dual Blade

- **Precision:** Unique design facilitates precise excision of diseased TM to access multiple collector channels
- **More Possibilities:** Can be used to perform goniotomy in broad range of ophthalmic procedures
- **An Intuitive Option:** Enables a procedure that is intuitive to perform
- **Greater Peace of Mind:** Established and proven CPT code for goniotomy

See how the Kahook Dual Blade lets you perform without limits.
Contact your local KDB sales representative, visit KDBcert.com, or call 800.832.5327

